





pappsales
A solução de vendas para B2B

Connect your Sales
Orders automatically
with GoldFinch ERP.



GoldFinch
CLOUD SOLUTIONS



PAPPSALES

Simplify the B2B sales process, bringing innovation and tools that make the sales operation a natural extension of the company.


Papsales was created to Turn Clicks into Results, for the sales representative and for businesses.





10:53 LTE

Login

 **papp**

START

10:54 LTE

Authenticate

10:54 LTE

Authenticate

Allow Access?

PAPP Sales is asking to:

- Access the identity URL service
- Manage user data via APIs
- Manage user data via Web browsers
- Access Connect REST API resources
- Access Visualforce applications
- Access unique user identifiers
- Access custom permissions
- Access Analytics REST API resources
- Access Analytics REST API Charts Geodata resources
- Manage hub connections
- Manage Pardot services
- Access Lightning applications
- Access content resources
- Manage Salesforce CDP Ingestion API data
- Manage Salesforce CDP profile data
- Perform ANSI SQL queries on Salesforce CDP data
- Access chatbot services
- Perform requests at any time

Do you want to allow access for goldfinch@micro-datanet-pappsales.com? (Not you?)

Deny Allow

© 2022 salesforce.com, inc. All rights reserved

Username

Password

Log In

Remember me

Forgot Your Password? Use Custom

Login

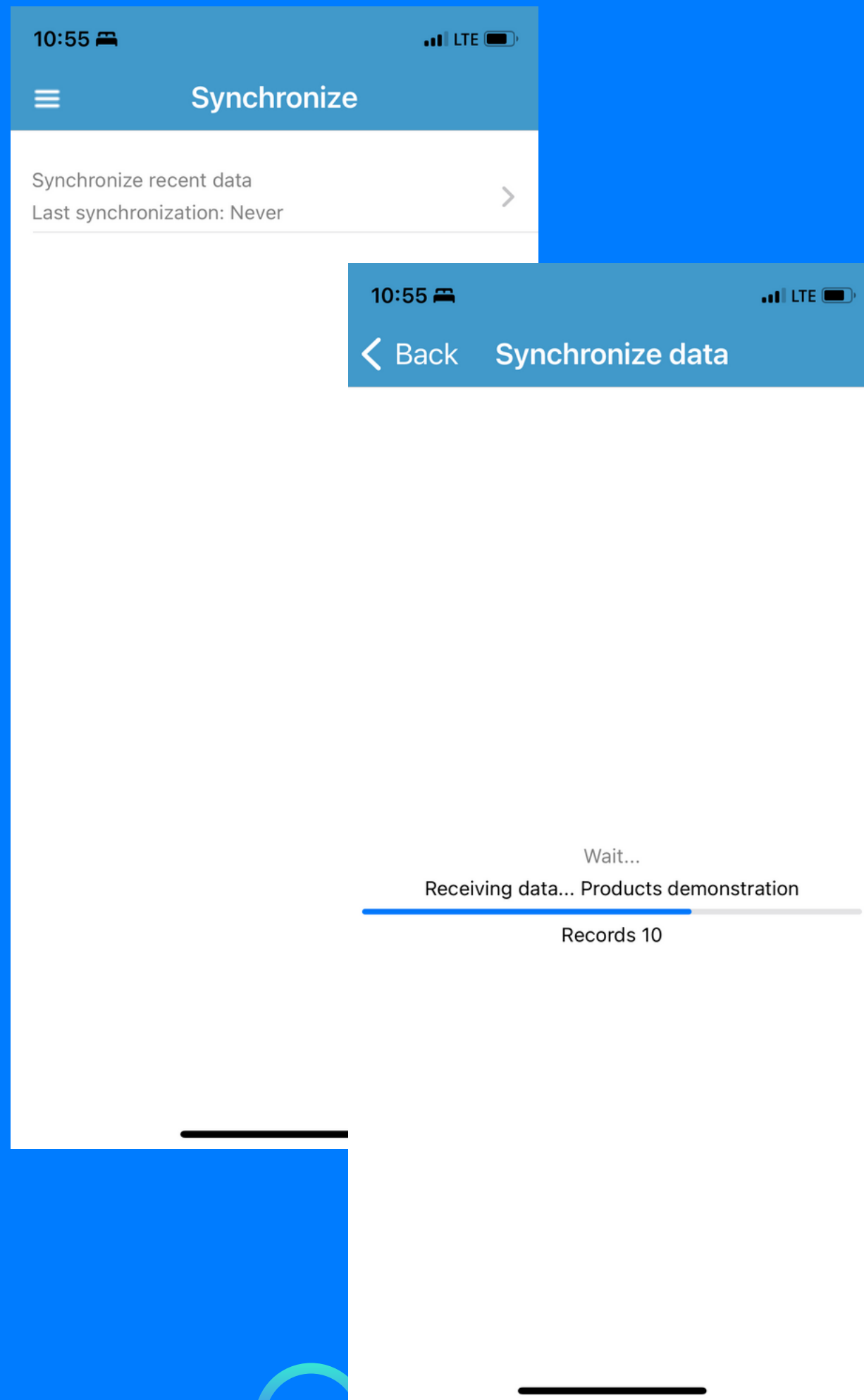
You will use your username and password to login in Pappsales



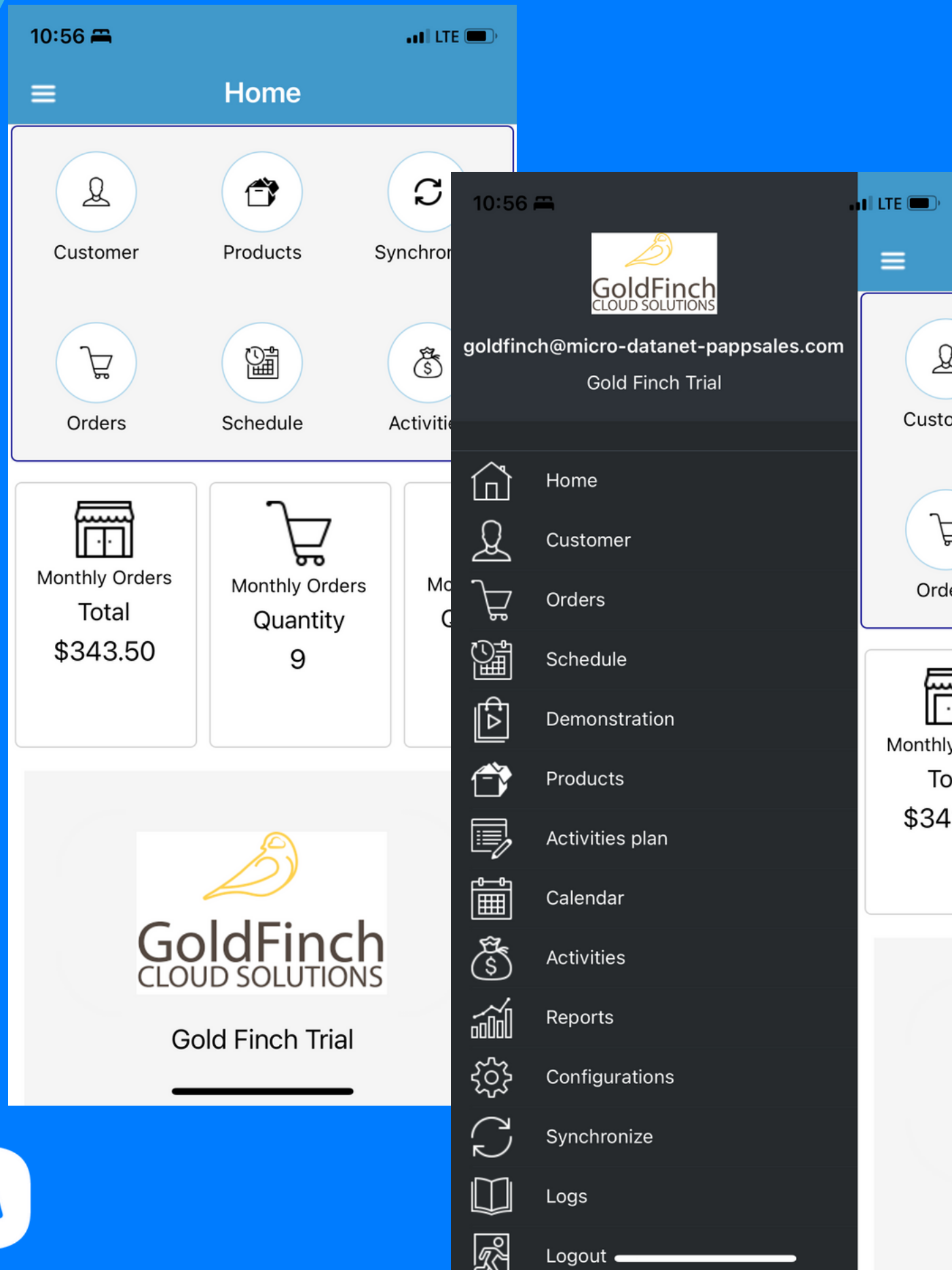
2

Sync the data

- This is an important step to have all data available.
- Once the synchronization has done the app will take you to the home page.



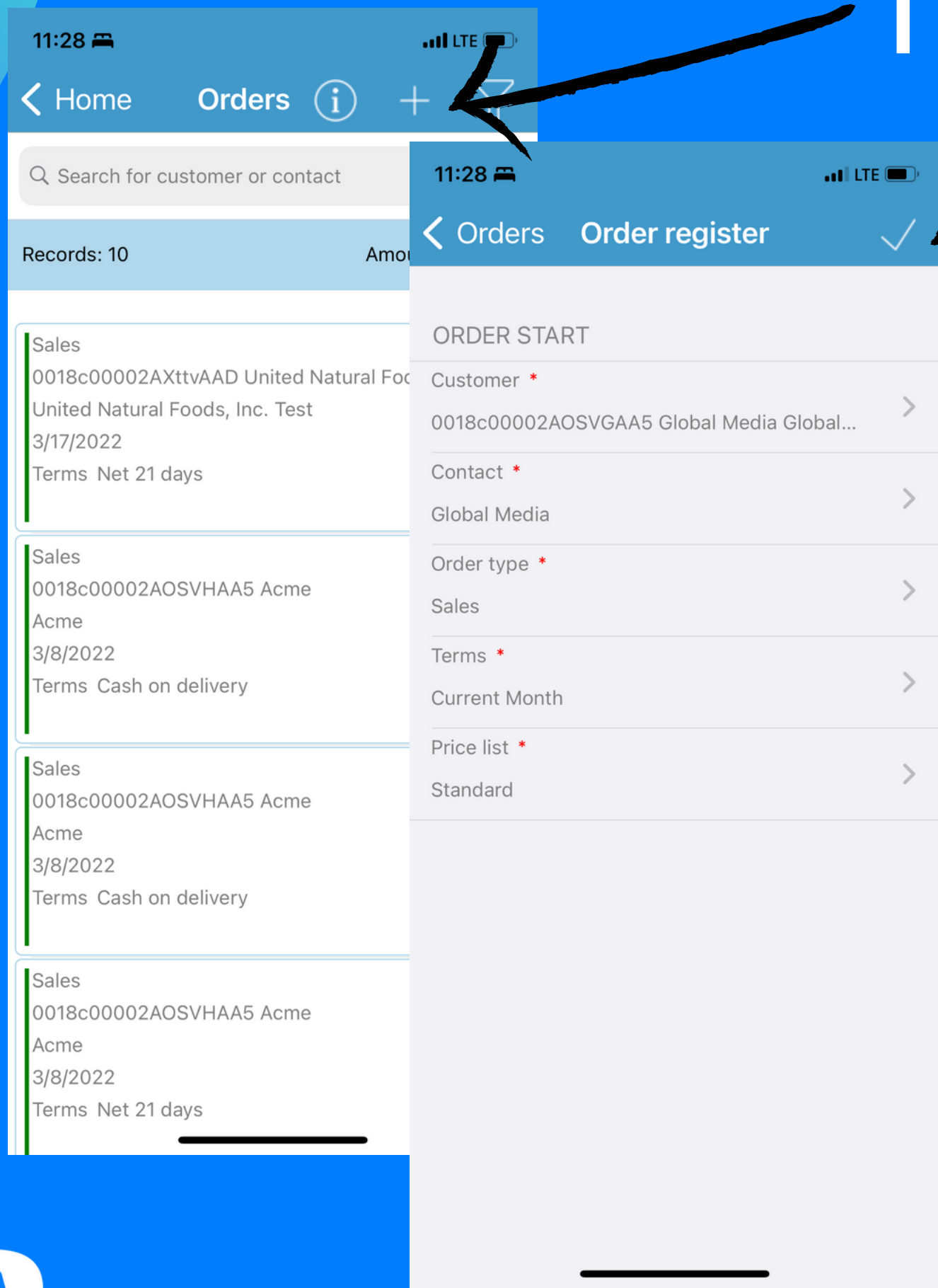
3



Home and Menu

- From here you can access all features and resources available .
- Customers, Sales Orders, Products and More..





Sales Order

- From the home page or menu, click in Orders.
- Click in the + button to add a new Order.
- Select the customer, terms, order type and Save in the right Button on the top.



5

Sales Order

- Once you create an Order, now you can start adding product using the + Button or Calculator icon.

1

10:57 LTE

Back Sales Order

SALES ORDER INFORMATION

Number

Customer
United Natural Foods, Inc. Test

Contact
United Natural Foods, Inc. Test

Order type *
Sales

Terms *
Net 21 days

Price list
Standard

Payment method *
Cash

1:26

Back Products

Search for code, name or description

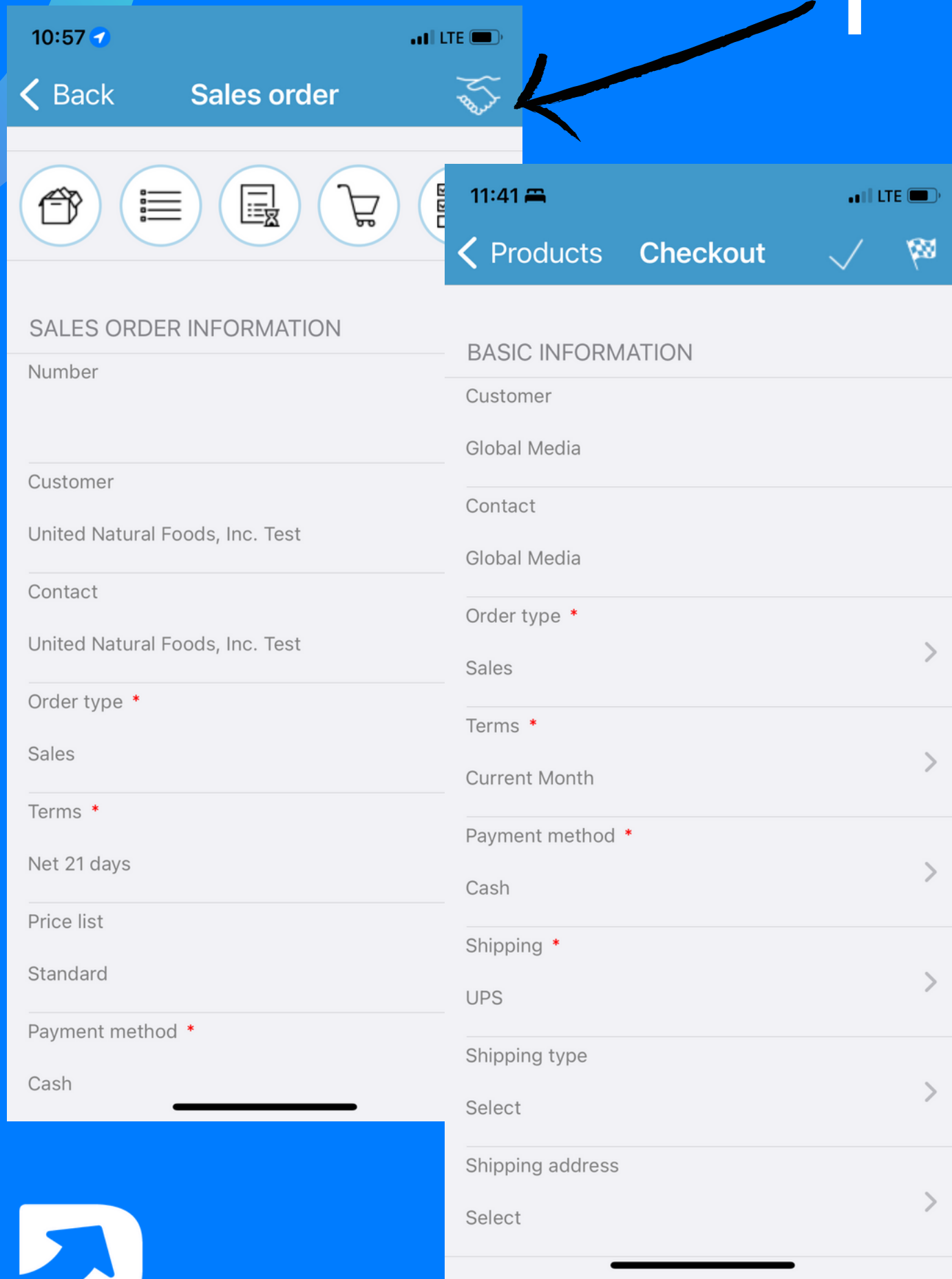
Records: 14

1 - 24 - Barbecue grill jumbo 10	\$87.00	39 UN	\$83.00
2 - 32 - Barbecue grill jumbo 10	\$134.00	7 UN	\$134.00
3 - PRO1 - Barbecue cover jumbo 200	\$21.88	908 UN	\$20.00
4 - PRO2 - Barbecue cover jumbo 200	\$43.99	3 UN	\$41.22

Total: \$284.08

2





Checkout

- Once you have all products added into the Sales Order, next step is going to Checkout.
- You can also check all products from the Cart before go to Checkout.
- During the checkout you can get the customer signature going to the bottom of this page.



7

Congratulations !

Your Sales Order is done and Fully synchronized with GoldFinch ERP.

11:01 LTE

Products Checkout

11:01 LTE

Products Checkout

11:01 LTE

Synchronize data
The synchronization was successfully completed!

Customer Products Synchronize

Orders Schedule Activities

Monthly Orders Total \$370.50

Monthly Orders Quantity 10

Monthly v Quanti 0

GoldFinch
CLOUD SOLUTIONS

Gold Finch Trial

Information
Order saved successfully. Do you want synchronize the changes?

No Yes

This order is ready to synchronize

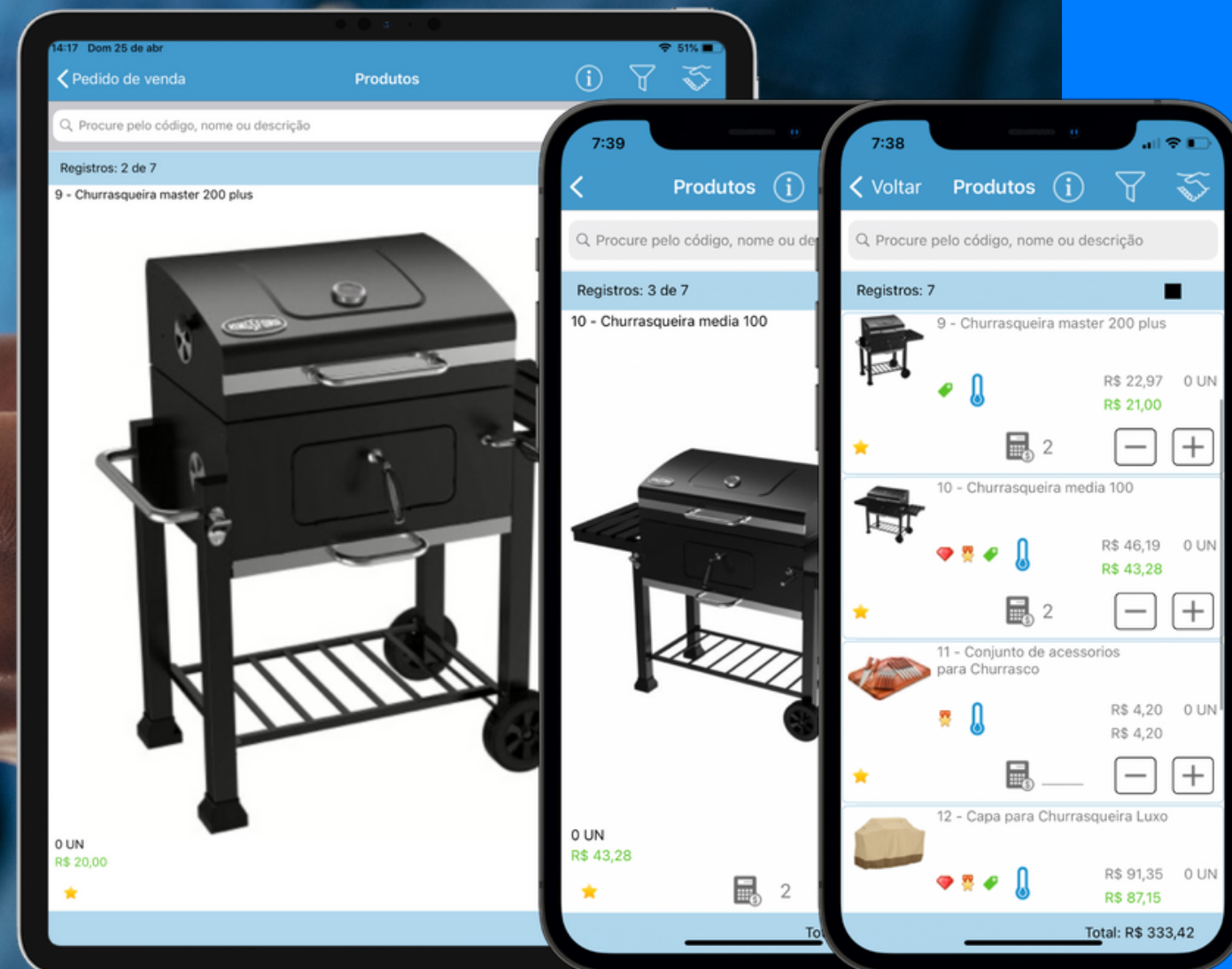
Yes No

Cancel



PRODUCT CATALOG


Access your product catalog at any time, even if you are not online



PAPPSALES IS IDEAL FOR



INDUSTRIES



DISTRIBUTORS





**WE PROCESS
MORE THAN
720,000 SALES
ORDERS A YEAR**